



## 1. Identification of the material and supplier

<b>Product name</b>	<b>Underground Mining Fuel</b>
<b>SDS no.</b>	0000002054
<b>Historic SDS no.</b>	YSTM7
<b>Product use</b>	Fuel. For specific application advice see appropriate Technical Data Sheet or consult our company representative.
<b>Supplier</b>	BP Australia Pty Ltd (ABN 53 004 085 616) 717 Bourke Street Docklands VIC 3008 Australia Tel: +61 (03) 9268 4111 Fax: +61 (03) 9268 3321
<b>EMERGENCY TELEPHONE NUMBER</b>	1800 638 556
<b>Product code</b>	0000002054

## 2. Hazards identification

<b>Statement of hazardous/dangerous nature</b>	HAZARDOUS SUBSTANCE. NON-DANGEROUS GOODS.
<b>Risk phrases</b>	R20- Harmful by inhalation. R65- Harmful: may cause lung damage if swallowed. R66- Repeated exposure may cause skin dryness or cracking. R51/53- Toxic to aquatic organisms, may cause long-term adverse effects in the aquatic environment.
<b>Safety phrases</b>	S2- Keep out of the reach of children. S24- Avoid contact with skin. S51- Use only in well-ventilated areas. S61- Avoid release to the environment. Refer to special instructions/safety data sheet. S62- If swallowed, do not induce vomiting: seek medical advice immediately and show this container or label.

## 3. Composition/information on ingredients

Ingredient name	CAS no.	%
Distillates, Petroleum straight run middle (highly refined mineral oil)	64741-44-2	100

## 4. First-aid measures

<b>Eye contact</b>	In case of contact, immediately flush eyes with plenty of water for at least 15 minutes. Eyelids should be held away from the eyeball to ensure thorough rinsing. Check for and remove any contact lenses. Get medical attention.
<b>Skin contact</b>	Wash skin thoroughly with soap and water or use recognised skin cleanser. Remove contaminated clothing and shoes. Wash clothing before reuse. Clean shoes thoroughly before reuse. Get medical attention if irritation develops.
<b>Inhalation</b>	If inhaled, remove to fresh air. If not breathing, if breathing is irregular or if respiratory arrest occurs, provide artificial respiration or oxygen by trained personnel. Get medical attention.
<b>Ingestion</b>	Do not induce vomiting. Never give anything by mouth to an unconscious person. If unconscious, place in recovery position and get medical attention immediately. Aspiration hazard if swallowed. Can enter lungs and cause damage. Get medical attention.
<b>Advice to doctor</b>	Treatment should in general be symptomatic and directed to relieving any effects.  Product can be aspirated on swallowing or following regurgitation of stomach contents, and can cause severe and potentially fatal chemical pneumonitis, which will require urgent treatment. Because of the risk of aspiration, induction of vomiting and gastric lavage should be avoided. Gastric lavage should be undertaken only after endotracheal intubation. Monitor for cardiac dysrhythmias.  Note: High Pressure Applications

Injections through the skin resulting from contact with the product at high pressure constitute a major medical emergency. Injuries may not appear serious at first but within a few hours tissue becomes swollen, discoloured and extremely painful with extensive subcutaneous necrosis. Surgical exploration should be undertaken without delay. Thorough and extensive debridement of the wound and underlying tissue is necessary to minimise tissue loss and prevent or limit permanent damage. Note that high pressure may force the product considerable distances along tissue planes.

## 5 . Fire-fighting measures

### Extinguishing media

#### Suitable

Use foam or all-purpose dry chemical to extinguish. In case of fire, use water fog, foam, dry chemical or carbon dioxide extinguisher or spray.

#### Not suitable

Do not use water jet.

### Hazardous decomposition products

Decomposition products may include the following materials:  
carbon dioxide  
carbon monoxide

### Unusual fire/explosion hazards

Combustible liquid and vapour. Vapours can form explosive mixtures with air. Vapours are heavier than air and can spread along the ground or float on water surfaces to remote ignition sources. Vapours may accumulate in low or confined areas or travel a considerable distance to a source of ignition and flash back. In a fire or if heated, a pressure increase will occur and the container may burst, with the risk of a subsequent explosion. Runoff to sewer may create fire or explosion hazard.

### Special fire-fighting procedures

No action shall be taken involving any personal risk or without suitable training. Promptly isolate the scene by removing all persons from the vicinity of the incident if there is a fire. Move containers from fire area if this can be done without risk. Use water spray to keep fire-exposed containers cool. This material is toxic to aquatic organisms. Fire water contaminated with this material must be contained and prevented from being discharged to any waterway, sewer or drain.

### Protection of fire-fighters

Fire-fighters should wear appropriate protective equipment and self-contained breathing apparatus (SCBA) with a full face-piece operated in positive pressure mode. Clothing for fire-fighters (including helmets, protective boots and gloves) conforming to European standard EN 469 will provide a basic level of protection for chemical incidents.

## 6 . Accidental release measures

### Personal precautions

No action shall be taken involving any personal risk or without suitable training. Evacuate surrounding areas. Keep unnecessary and unprotected personnel from entering. Do not touch or walk through spilt material. Shut off all ignition sources. No flares, smoking or flames in hazard area. Avoid breathing vapour or mist. Provide adequate ventilation. Wear appropriate respirator when ventilation is inadequate. Put on appropriate personal protective equipment (see Section 8).

### Environmental precautions

Avoid dispersal of spilt material and runoff and contact with soil, waterways, drains and sewers. Inform the relevant authorities if the product has caused environmental pollution (sewers, waterways, soil or air). Water polluting material. May be harmful to the environment if released in large quantities. Collect spillage.

### Large spill

Stop leak if without risk. Move containers from spill area. Approach the release from upwind. Prevent entry into sewers, water courses, basements or confined areas. Wash spillages into an effluent treatment plant or proceed as follows. Contain and collect spillage with non-combustible, absorbent material e.g. sand, earth, vermiculite or diatomaceous earth and place in container for disposal according to local regulations (see section 13). Dispose of via a licensed waste disposal contractor. Contaminated absorbent material may pose the same hazard as the spilt product. Note: see section 1 for emergency contact information and section 13 for waste disposal.

### Small spill

Stop leak if without risk. Move containers from spill area. Dilute with water and mop up if water-soluble. Alternatively, or if water-insoluble, absorb with an inert dry material and place in an appropriate waste disposal container. Dispose of via a licensed waste disposal contractor.

## 7 . Handling and storage

### Handling

Put on appropriate personal protective equipment (see Section 8). Do not swallow. Aspiration hazard Can enter lungs and cause damage. Never siphon by mouth. Avoid contact with eyes, skin and clothing. Avoid breathing vapour or mist. Avoid contact of spilt material and runoff with soil and surface waterways. Use only with adequate ventilation. Wear appropriate respirator when ventilation is inadequate. Keep in the original container or an approved alternative made from a compatible material, kept tightly closed when not in use. Store and use away from heat, sparks, open flame or any other ignition source. Use explosion-proof electrical (ventilating, lighting and material handling) equipment. Use non-sparking tools. Take precautionary measures against electrostatic discharges. To avoid fire or explosion, dissipate static electricity during transfer by earthing and bonding containers and equipment before transferring material. Do not reuse container. Empty containers retain product residue and can be hazardous.

**Storage** Keep container in a cool, well-ventilated area. Keep container tightly closed. Store and use only in equipment/containers designed for use with this product. Empty packages may contain some remaining product. Hazard warning labels are a guide to the safe handling of empty packaging and should not be removed. Do not enter storage tanks without breathing apparatus unless the tank has been well ventilated and the tank atmosphere has been shown to contain hydrocarbon vapour concentrations of less than 1% of the lower flammability limit and an oxygen concentration of at least 20% volume. Always have sufficient people standing by outside the tank with appropriate breathing apparatus and equipment to effect a quick rescue.

**Combustibility Classification** Combustible liquid Class C1 (AS 1940).

**Additional information- Storage** Light hydrocarbon vapours can build up in the headspace of tanks. These can cause flammability/explosion hazards even at temperatures below the normal flash point (note: flash point must not be regarded as a reliable indicator of the potential flammability of vapour in tank headspaces). Tank headspaces should always be regarded as potentially flammable and care should be taken to avoid static electrical discharge and all ignition sources during filling, ullaging and sampling from storage tanks.

When the product is pumped (e.g. during filling, discharge or ullaging) and when sampling, there is a risk of static discharge. Ensure equipment used is properly earthed or bonded to the tank structure. Product contaminated rags, paper or material used to absorb spillages, represent a fire hazard, and should not be allowed to accumulate. Dispose of safely immediately after use.

Empty containers represent a fire hazard as they may contain flammable product residues and vapour. Never weld, solder or braze empty containers.

---

## 8 . Exposure controls/personal protection

### Ingredient name

Distillates, Petroleum straight run middle (highly refined mineral oil)

### Occupational exposure limits

**ACGIH TLV (United States).**

TWA: 5 mg/m<sup>3</sup> 8 hour(s). Form: Oil mist, mineral

For information and guidance, the ACGIH values are included. For further information on these please consult your supplier.

### Biological Limit Values

No biological limit allocated.

### Exposure controls

#### Occupational exposure controls

Provide exhaust ventilation or other engineering controls to keep the airborne concentrations of vapours below their respective occupational exposure limits.

All activities involving chemicals should be assessed for their risks to health, to ensure exposures are adequately controlled. Personal protective equipment should only be considered after other forms of control measures (e.g. engineering controls) have been suitably evaluated. Personal protective equipment should conform to appropriate standards, be suitable for use, be kept in good condition and properly maintained.

Your supplier of personal protective equipment should be consulted for advice on selection and appropriate standards. For further information contact your national organisation for standards. The final choice of protective equipment will depend upon a risk assessment. It is important to ensure that all items of personal protective equipment are compatible.

#### Hygiene measures

Wash hands, forearms and face thoroughly after handling chemical products, before eating, smoking and using the lavatory and at the end of the working period. Ensure that eyewash stations and safety showers are close to the workstation location.

### Personal protective equipment

#### Respiratory protection

Use with adequate ventilation. Avoid breathing of vapours, mists or spray. Select and use respirators in accordance with AS/NZS 1715/1716. When mists or vapours exceed the exposure standards then the use of the following is recommended: Approved respirator with organic vapour and dust/mist filters. Filter capacity and respirator type depends on exposure level.

#### Skin and body

Avoid contact with skin. Wear suitable protective clothing.

#### Hand protection

Wear suitable gloves..

The correct choice of protective gloves depends upon the chemicals being handled, the conditions of work and use, and the condition of the gloves (even the best chemically resistant glove will break down after repeated chemical exposures). Most gloves provide only a short time of protection before they must be discarded and replaced. Because specific work environments and material handling practices vary, safety procedures should be developed for each intended application. Gloves should therefore be chosen in consultation with the supplier/manufacturer and with a full assessment of the working conditions.

#### Eye protection

Safety glasses with side shields.

---

## 9 . Physical and chemical properties

### Physical state

Liquid.

### Colour

Yellow. [Light]

### Odour

Gas oil

### Flash point

>61.5 °C (Closed cup) Pensky-Martens.

### Explosive properties

Explosive in the presence of the following materials or conditions: open flames, sparks and static discharge.

**Product name** Underground Mining Fuel

**Product code** 0000002054

Page: 3/6

**Version** 1

**Date of issue** 6 May 2011

**Format** Australia  
(Australia)

**Language** ENGLISH  
(ENGLISH)

<b>Explosion limits</b>	Lower: 0.7% Upper: 5%
<b>Vapour pressure</b>	<0.1 kPa (<0.75 mm Hg)
<b>Vapour density</b>	>1 [Air = 1]
<b>Viscosity</b>	Kinematic: <7 mm <sup>2</sup> /s (<7 cSt) at 40°C
<b>pH</b>	Not available.
<b>Boiling point / range</b>	150 to 280°C (302 to 536°F)
<b>Melting point / range</b>	Not available.
<b>Relative density/Specific gravity</b>	Not available.
<b>Density</b>	795 kg/m <sup>3</sup> (0.795 g/cm <sup>3</sup> ) at 15°C
<b>Solubility</b>	insoluble in water.

## 10 . Stability and reactivity

<b>Stability</b>	The product is stable.
<b>Conditions to avoid</b>	Avoid all possible sources of ignition (spark or flame). Avoid excessive heat.
<b>Incompatibility with various substances/Hazardous Reactions</b>	Reactive or incompatible with the following materials: oxidising materials.
<b>Hazardous decomposition products</b>	Decomposition products may include the following materials: carbon dioxide carbon monoxide

## 11 . Toxicological information

<b>Effects and symptoms</b>	
<b>Eyes</b>	Vapour, mist or fume may cause stinging, redness and watering of the eyes.
<b>Skin</b>	Prolonged or repeated contact can defat the skin and lead to irritation and/or dermatitis.
<b>Inhalation</b>	Harmful if inhaled.
<b>Ingestion</b>	Aspiration hazard if swallowed -- harmful or fatal if liquid is aspirated into lungs. Ingestion may cause gastrointestinal irritation and diarrhoea.
<b>Chronic toxicity</b>	
<b>Carcinogenic effects</b>	No component of this product at levels greater than or equal to 0.1% is identified as a carcinogen by ACGIH, the International Agency for Research on Cancer (IARC), the European Commission (EC), or the National Occupational Health and Safety Commission (Australia).
<b>Mutagenic effects</b>	No known significant effects or critical hazards.

## 12 . Ecological information





<b>Ecotoxicity</b>	Toxic to aquatic organisms, may cause long-term adverse effects in the aquatic environment.
<b>Biodegradability</b>	
<b>Persistence/degradability</b>	The biodegradability of this material has not been determined.
<b>Mobility</b>	Spillages may penetrate the soil causing ground water contamination.
<b>Bioaccumulative potential</b>	This product is not expected to bioaccumulate through food chains in the environment.
<b>Other ecological information</b>	Spills may form a film on water surfaces causing physical damage to organisms. Oxygen transfer could also be impaired.

## 13 . Disposal considerations

<b>Disposal considerations / Waste information</b>	The generation of waste should be avoided or minimised wherever possible. Empty containers or liners may retain some product residues. This material and its container must be disposed of in a safe way. Significant quantities of waste product residues should not be disposed of via the foul sewer but processed in a suitable effluent treatment plant. Dispose of surplus and non-recyclable products via a licensed waste disposal contractor. Disposal of this product, solutions and any by-products should at all times comply with the requirements of environmental protection and waste disposal legislation and any regional local authority requirements. Avoid dispersal of spilt material and runoff and contact with soil, waterways, drains and sewers.
<b>Special Precautions for Landfill or Incineration</b>	No additional special precautions identified.

## 14 . Transport information

### International transport regulations

Regulatory information	UN number	Proper shipping name	Class	PG*	Label	Additional information
<b>ADG Classification</b>	Not regulated.	-	-	-	----	<b>Remarks</b> Combustible liquid Class C1 (AS 1940).
<b>IMDG Classification</b>	UN 1202	GAS OIL. Marine pollutant	3	III	 	<b>Emergency schedules (EmS)</b> F-E, S-E
<b>IATA/ICAO Classification</b>	UN 1202	GAS OIL	3	III	 	-

PG\* : Packing group

**Special precautions for user** No known special precautions required. See Section: "Handling and storage" for additional information.

## 15 . Regulatory information

### Standard for the Uniform Scheduling of Medicines and Poisons

Not scheduled

Industrial Products - Labelling requirements for SUSMP do not apply to a poison that is packed and sold solely for industrial, laboratory or manufacturing use. However, this product is labelled in accordance with NOSHC National Code of Practice for labelling of workplace substances.

### Control of Scheduled Carcinogenic Substances

#### Ingredient name

No Listed Substance

#### Schedule

#### Other regulations

##### REACH Status

For the REACH status of this product please consult your company contact, as identified in Section 1.

##### United States inventory (TSCA 8b)

All components are listed or exempted.

##### Australia inventory (AICS)

All components are listed or exempted.

##### Canada inventory

All components are listed or exempted.

##### China inventory (IECSC)

All components are listed or exempted.

##### Japan inventory (ENCS)

All components are listed or exempted.

##### Korea inventory (KECI)

All components are listed or exempted.

##### Philippines inventory (PICCS)

All components are listed or exempted.

## 16 . Other information

### Key to abbreviations

AMP = Acceptable Maximum Peak

ACGIH = American Conference of Governmental Industrial Hygienists, an agency that promulgates exposure standards.

ADG = Australian Code for the Transport of Dangerous Goods by Road and Rail

ADG Code = Australian Code for the Transport of Dangerous Goods by Road and Rail

CAS Number = Chemical Abstracts Service Registry Number

HAZCHEM Code = Emergency action code of numbers and letters which gives information to emergency services. Its use is required by the ADG Code for Dangerous Goods in bulk.

ICAO = International Civil Aviation Organization.

IATA = International Air Transport Association, the organization promulgating rules governing shipment of goods by air.

IMDG = International Maritime Organization Rules, rules governing shipment of goods by water.

IP 346 = A chemical screening assay for dermal toxicity. The European Commission has recommended that Method IP 346 be used as the basis for labelling certain lubricant oil base stocks for carcinogenicity. The EU Commission has stipulated that the classification as a carcinogen need

**Product name** Underground Mining Fuel

**Product code** 0000002054

Page: 5/6

**Version** 1

**Date of issue** 6 May 2011

**Format** Australia  
(Australia)

**Language** ENGLISH  
(ENGLISH)

not apply if it can be shown that the substance contains less than 3% DMSO extract as measured by IP 346. (See Note L, European Commission Directive 67/548/EEC as amended and adapted.) DMSO is a solvent.

NOHSC = National Occupational Health & Safety Commission, Australia

TWA = Time weighted average

STEL = Short term exposure limit

UN Number = United Nations Number, a four digit number assigned by the United Nations Committee of Experts on the Transport of Dangerous Goods.

## History

**Date of issue** 06/05/2011.

**Date of previous issue** 05/12/2006.

**Prepared by** Product Stewardship

## Notice to reader

All reasonably practicable steps have been taken to ensure this data sheet and the health, safety and environmental information contained in it is accurate as of the date specified below. No warranty or representation, express or implied is made as to the accuracy or completeness of the data and information in this data sheet.

The data and advice given apply when the product is sold for the stated application or applications. You should not use the product other than for the stated application or applications without seeking advice from us.

It is the user's obligation to evaluate and use this product safely and to comply with all applicable laws and regulations. The BP Group shall not be responsible for any damage or injury resulting from use, other than the stated product use of the material, from any failure to adhere to recommendations, or from any hazards inherent in the nature of the material. Purchasers of the product for supply to a third party for use at work, have a duty to take all necessary steps to ensure that any person handling or using the product is provided with the information in this sheet. Employers have a duty to tell employees and others who may be affected of any hazards described in this sheet and of any precautions that should be taken.